



Kim S • Aug 2019 – current

**BUILDING
DRAGONSTONE
(a garage)**



A woman in a dark, high-collared dress stands in the center of a stone-walled room, looking out a large window. To her right, a man in a dark suit sits on a stone ledge, also looking out the window. The room has several large, arched windows that offer a view of a rugged, mountainous landscape under a bright sky. The lighting is soft and natural, coming from the windows. The overall atmosphere is quiet and contemplative.

July 2019

We love our little cottage in the woods but the attached two car garage wasn't cutting it - so we decided to build a garage! In July we designed it, got a HELOC, and started to get permits.



We cleared some of the land ourselves, but had professionals finish the excavation and set up and pour the concrete.





The contractors poured the footings and foundation wall in September, and we installed radiant heating tubes in October and started getting some framing up. The contractors came back and poured over the tubes.





BEAUTIFUL.
EXPENSIVE.
CONCRETE.



In October we installed the trusses, sheathing, and wrapped it, because we had a big snowstorm coming on Oct 31!





In November we finished the rest of the wall sheathing, installed the final truss, and started sheathing the roof. And it snowed, again, sigh.





We finished sheathing the roof, built the “clubhouse,” and installed lateral bracing.

November/December 2019



In December we installed the garage door and the last of the fascias, and started the roofing.



January/February/March 2020

In January we had the floor polyurea coated to protect the concrete.


In February we installed exterior conduit.



In March, we installed the soffits.



In April it was warm enough to work on shingling the roof again, and we completed it in May!





Then we began working on the interior – conduit, wiring, and lights.



In June we had the apron poured and installed radiant heating tubes again.



We added our initials, of course!



In July we had a trench dug, then worked with an electrician to pull power from the house to Dragonstone. We also installed a gas line for the radiant heating.



August 2020

We obviously haven't organized it yet... but it has lots of storage space! Room for a workshop in the back, building supplies storage in the middle and in the loft, and lawn equipment and the Datsun in the front.



